



ANNEX III

Models of passports for the non-commercial movement of dogs, cats or ferrets

PART 1

Model of passport issued in a Member State




European Union
[Member State]

PET
PASSPORT

ISO Country Code + Number

Page 1
out of X

Explanatory notes for completing the passport

- In each Section of the passport the following format shall be used to indicate
 - a date: dd/mm/yyyy
 - a time: 00:00
- Section III, point 5: information required where the animal has a clearly readable tattoo applied before 3 July 2011 and is not marked by the implantation of a transponder.
- Section V: only required
 - before movement into another Member State in accordance with EU animal health legislation; or
 - where the animal re-enters the Union after a movement to territories or third countries in accordance with EU animal health legislation (to be completed before the animal leaves the Union); or
 - in accordance with national legislation.
- Section V, "VALID FROM²": information not required for booster vaccinations.

ISO Country Code + Number

Explanatory notes for completing the passport

- Section VI: only required where the animal re-enters the Union after a movement to certain territories or a third countries in accordance with EU animal health legislation (to be completed before the animal leaves the Union).
- Section VII: only required before movement into certain Member States in accordance with EU animal health legislation.
- Section VIII to XI: may be required by territories or third countries of destination which accept the passport.
- Section X: only required where the animal is accompanied by a health certificate in accordance with EU animal health legislation.
- Section XII: additional information required under national legislation.

ISO Country Code + Number

I. DETAILS OF OWNERSHIP

1. Name: _____
 Surname: _____
 Address: _____

 Post-Code: _____
 City: _____
 Country _____
 Telephone number*: _____
 Signature: _____
2. Name: _____
 Surname: _____
 Address: _____

 Post-Code: _____
 City: _____
 Country _____
 Telephone number*: _____
 Signature: _____

* optional

ISO Country Code + Number

II. DESCRIPTION OF ANIMAL	
<div style="border: 1px dashed black; padding: 10px; width: fit-content; margin: 0 auto;"> <p><i>PICTURE OF THE ANIMAL</i> (optional)</p> </div>	
1. Name*:	_____
2. Species:	_____
3. Breed*:	_____
4. Sex	_____
5. Date of Birth*:	_____
6. Colour:	_____
7. Any notable or discernable features or characteristics:	_____ _____
* as stated by owner	
ISO Country Code + Number	

III. MARKING OF ANIMAL	
1. Transponder alphanumeric code	_____
2. Date of application or reading* of the transponder	_____
3. Location of the transponder	_____
4. Tattoo alphanumeric code	_____
5. Date of application/date of reading of the tattoo	_____/_____
6. Location of the tattoo	_____
The marking must be verified before any new entry is made on this passport	
* delete as necessary	
ISO Country Code + Number	

IV. ISSUING OF THE PASSPORT

Name of the authorised veterinarian: _____

Address: _____

Post-code: _____

City: _____

Country: _____

Telephone number: _____

E-mail address: _____

Date of issuing: _____

*STAMP &
SIGNATURE*

ISO Country Code + Number

V. VACCINATION AGAINST RABIES

	MANUFACTURER & NAME OF VACCINE	BATCH NUMBER	VACCINATION DATE ¹ VALID FROM ² VALID UNTIL ³	AUTHORISED VETERINARIAN
ISO Country Code + Number			1	<div style="border: 2px dashed black; border-radius: 15px; width: 80px; height: 30px; margin: 0 auto; text-align: center; padding: 5px;">*</div>
			2	
			3	
			1	<div style="border: 2px dashed black; border-radius: 15px; width: 80px; height: 30px; margin: 0 auto; text-align: center; padding: 5px;">*</div>
			2	
			3	

* At least name, address, telephone number and signature.

ISO Country Code + Number	<input type="text"/>	1 <input type="text"/>	<input type="text" value="*"/>
	<input type="text"/>	2 <input type="text"/>	
	<input type="text"/>	3 <input type="text"/>	
ISO Country Code + Number	<input type="text"/>	1 <input type="text"/>	<input type="text" value="*"/>
	<input type="text"/>	2 <input type="text"/>	
	<input type="text"/>	3 <input type="text"/>	
ISO Country Code + Number	<input type="text"/>	1 <input type="text"/>	<input type="text" value="*"/>
	<input type="text"/>	2 <input type="text"/>	
	<input type="text"/>	3 <input type="text"/>	

* At least name, address, telephone number and signature.

VI. RABIES ANTIBODY TITRATION TEST	
ISO Country Code + Number	<p>I, the undersigned, confirm that I have seen an official record stating that the rabies antibody titration test performed at an EU-approved laboratory on a sample of blood collected on the date mentioned below from the above described animal proved a response to anti-rabies vaccination at a level of serum neutralising antibody equal to or greater than 0.5 IU/ml.</p>
	<p>Sample collected on: _____</p>
	<p>Name of the authorised veterinarian: _____</p>
	<p>Address: _____ _____</p>
	<p>Telephone number: _____</p>
	<p>Date: _____</p>
<div style="border: 1px dashed black; padding: 5px; display: inline-block;"> <p><i>STAMP & SIGNATURE</i></p> </div>	

IN CASE OF A FURTHER TEST	
ISO Country Code + Number	<p>I, the undersigned, confirm that I have seen an official record stating that the rabies antibody titration test performed at an EU-approved laboratory on a sample of blood collected on the date mentioned below from the above described animal proved a response to anti-rabies vaccination at a level of serum neutralising antibody equal to or greater than 0.5 IU/ml.</p>
	<p>Sample collected on: _____</p>
	<p>Name of the authorised veterinarian: _____</p>
	<p>Address: _____ _____</p>
	<p>Telephone number: _____</p>
	<p>Date: _____</p>
<div style="border: 1px dashed blue; padding: 5px; display: inline-block;"> <p style="text-align: center;">STAMP & SIGNATURE</p> </div>	

VII. ANTI-ECHINOCOCCUS TREATMENT		
MANUFACTURER & NAME OF PRODUCT	DATE ¹ TIME ²	VETERINARIAN
	1	<div style="border: 1px dashed blue; padding: 5px; display: inline-block;"> <p style="text-align: center;">STAMP & SIGNATURE</p> </div>
	2	
	1	<div style="border: 1px dashed blue; padding: 5px; display: inline-block;"> <p style="text-align: center;">STAMP & SIGNATURE</p> </div>
	2	
	1	<div style="border: 1px dashed blue; padding: 5px; display: inline-block;"> <p style="text-align: center;">STAMP & SIGNATURE</p> </div>
	2	

ISO Country Code + Number	<input type="text"/>	1 <input type="text"/>	<i>STAMP & SIGNATURE</i>
		2 <input type="text"/>	
	<input type="text"/>	1 <input type="text"/>	<i>STAMP & SIGNATURE</i>
		2 <input type="text"/>	
	<input type="text"/>	1 <input type="text"/>	<i>STAMP & SIGNATURE</i>
	2 <input type="text"/>		
<input type="text"/>	1 <input type="text"/>	<i>STAMP & SIGNATURE</i>	
	2 <input type="text"/>		
<input type="text"/>	1 <input type="text"/>	<i>STAMP & SIGNATURE</i>	
	2 <input type="text"/>		

VIII. OTHER ANTI-PARASITE TREATMENTS		
MANUFACTURER & NAME OF PRODUCT	DATE ¹ TIME ²	VETERINARIAN
<input type="text"/>	1 <input type="text"/>	<i>STAMP & SIGNATURE</i>
	2 <input type="text"/>	
<input type="text"/>	1 <input type="text"/>	<i>STAMP & SIGNATURE</i>
	2 <input type="text"/>	
<input type="text"/>	1 <input type="text"/>	<i>STAMP & SIGNATURE</i>
	2 <input type="text"/>	


ISO Country Code + Number	<input type="text"/>	1 <input type="text"/>	STAMP & SIGNATURE
		2 <input type="text"/>	
	<input type="text"/>	1 <input type="text"/>	STAMP & SIGNATURE
		2 <input type="text"/>	
	<input type="text"/>	1 <input type="text"/>	STAMP & SIGNATURE
	2 <input type="text"/>		
<input type="text"/>	1 <input type="text"/>	STAMP & SIGNATURE	
	2 <input type="text"/>		
<input type="text"/>	1 <input type="text"/>	STAMP & SIGNATURE	
	2 <input type="text"/>		

IX. OTHER VACCINATIONS			
	MANUFACTURER & NAME OF VACCINE	BATCH NUMBER	VACCINATION DATE ¹ VETERINARIAN VALID UNTIL ²
ISO Country Code + Number	<input type="text"/>	<input type="text"/>	1 <input type="text"/>
			2 <input type="text"/>
			STAMP & SIGNATURE
	<input type="text"/>	<input type="text"/>	1 <input type="text"/>
			2 <input type="text"/>
			STAMP & SIGNATURE
	<input type="text"/>	<input type="text"/>	1 <input type="text"/>
			2 <input type="text"/>
			STAMP & SIGNATURE

ISO Country Code + Number	<input type="text"/>	1 <input type="text"/>	STAMP & SIGNATURE
		2 <input type="text"/>	
	<input type="text"/>	1 <input type="text"/>	STAMP & SIGNATURE
		2 <input type="text"/>	
	<input type="text"/>	1 <input type="text"/>	STAMP & SIGNATURE
	2 <input type="text"/>		
<input type="text"/>	1 <input type="text"/>	STAMP & SIGNATURE	
	2 <input type="text"/>		
<input type="text"/>	1 <input type="text"/>	STAMP & SIGNATURE	
	2 <input type="text"/>		

X. CLINICAL EXAMINATION		
DECLARATION	DATE	AUTHORISED VETERINARIAN
The animal shows no signs of diseases and is fit to be transported for the intended journey	<input type="text"/>	*
The animal shows no signs of diseases and is fit to be transported for the intended journey	<input type="text"/>	*
The animal shows no signs of diseases and is fit to be transported for the intended journey	<input type="text"/>	*
The animal shows no signs of diseases and is fit to be transported for the intended journey	<input type="text"/>	*

* At least name, address, telephone number and signature.



PART 2

Additional requirements concerning the passport issued in a Member State

1. Format of the passport:

The dimension of the passport shall be 100 × 152 mm.

2. Cover of the passport:

(a) front cover:

(i) colour: blue (PANTONE® Reflex Blue) and yellow stars (PANTONE® Yellow) in the upper quarter complying with the specification of the European emblem ⁽¹⁾;

(ii) the words 'European Union' and the name of the Member State of issue shall be printed in the same typeface;

(iii) the ISO country code of the Member State of issue followed by a unique alphanumeric code (indicated as 'number' in the model of passport set out in Part 1) shall be printed on the bottom;

(b) inside front cover and inside back cover: colour white;

(c) back cover: colour blue (PANTONE® Reflex Blue).

3. Sequences of the headings and numbering of pages of the passport:

(a) the sequence of the headings (with the roman numbers) must be strictly respected;

(b) the pages of the passport shall be numbered at the bottom of each page in the following format: 'x out of n', where x is the current page and n is the total number of pages of the passport;

(c) the ISO country code of the Member State of issue followed by a unique alphanumeric code shall be printed on each page of the passport;

(d) the number of pages and the size and shape of the boxes in the model of passport set out in Part 1 are indicative.

4. Languages:

All printed text shall be in the official language(s) of the Member State of issue and in English.

5. Security features:

(a) after the required information has been entered in Section III of the passport, a transparent adhesive laminate shall seal the page;

(b) where the information on one of the pages of the passport takes the form of a sticker, a transparent adhesive laminate shall seal that sticker in the case where the latter is not self-destructed when it is removed.

⁽¹⁾ Graphics guide to the European Emblem: <http://publications.europa.eu/code/en/en-5000100.htm>